

Steel Boxes

4" Square Drawn Deep Boxes

Features

- Drawn
- 2-1/8" deep
- 29 cu. in.
- Available in multiple KO sizes, and raised ground emboss with installed 10/32 ground screw where noted

Applications

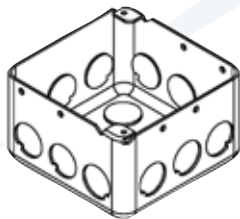
- 4" square drawn junction boxes can be installed in walls or ceilings for lighting fixtures, switches, receptacles or other outlet devices
- Square boxes are used to bring power to a number of electrical devices where multiple conductor runs are split in two or more directions
- 2-1/8" deep boxes offer extra cubic capacity.

Standard Material

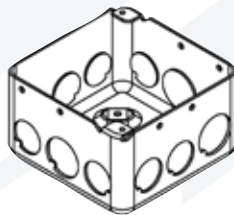
- Galvanized steel



E195124

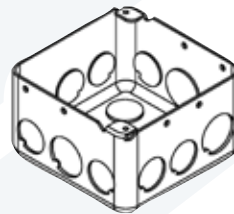


D4451

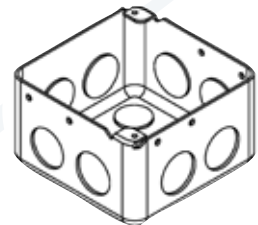


D4452

Raised ground emboss & 10/32 ground screw

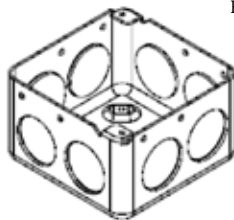


D4453



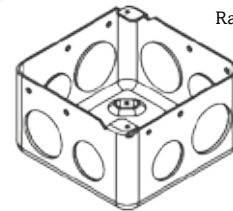
D4454

Raised ground emboss



D4455

Raised ground emboss



D4456

Raised ground emboss

| Catalog Number | UPC | Description | Knockouts | | Cubic Inches | Ship Case | Weight/Case |
|----------------|-------|--|-------------------------|-------------------------|--------------|-----------|-------------|
| | | | Sides | Bottom | | | |
| D4451 | 86720 | 4S Box 2-1/8" deep 1/2" KO | (12) - 1/2" | (5) - 1/2" | 29 | 50 | 41 |
| D4452 | 86721 | 4S Box 2-1/8" deep 1/2" & 3/4" KO with raised ground emboss & 10/32 ground screw | (8) - 1/2" & (4) - 3/4" | (2) - 1/2" & (2) - 3/4" | 29 | 50 | 39 |
| D4453 | 86722 | 4S Box 2-1/8" deep 1/2" & 3/4" KO | (8) - 1/2" & (4) - 3/4" | (3) - 1/2" & (2) - 3/4" | 29 | 50 | 41 |
| D4454 | 86723 | 4S Box 2-1/8" deep 3/4" KO with raised ground emboss | (8) - 3/4" | (3) 1/2" & (2) - 3/4" | 29 | 50 | 41 |
| D4455 | 87210 | 4S Box 2-1/8" deep 1" KO with raised ground emboss | (8) - 1" | (3) 1/2" & (2) 3/4" | 29 | 50 | 41 |
| D4456 | 87229 | 4S Box 2-1/8" deep 3/4" & 1" KO with raised ground emboss | (4) - 3/4" & (4) - 1" | (2) - 1/2" & (2) - 3/4" | 29 | 50 | 41 |