

Steel Boxes

4" Square Welded Boxes

Features

- Welded
- 1-1/2" deep
- 22 cu. in.
- Available in multiple KO sizes, with brackets, NM Clamps, MC Clamps and eccentric KOs where noted

Applications

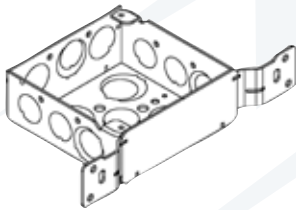
- 4" square welded junction boxes can be installed in walls or ceilings for lighting fixtures, switches, receptacles or other outlet devices
- Square boxes are used to bring power to a number of electrical devices where multiple conductor runs are split in two or more directions
- Available in multiple KO sizes, with brackets, NM Clamps, MC Clamps and eccentric KOs where noted

Standard Material

- Galvanized steel

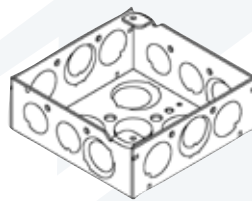


E195124



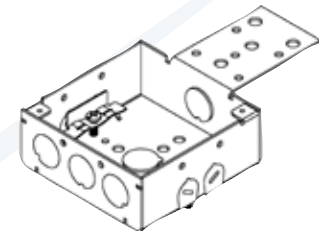
B8544

Eccentric KOs with FL Bracket



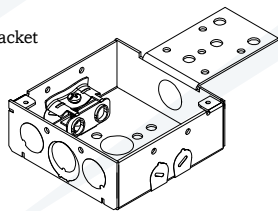
B8545

Eccentric KO with Raised ground emboss



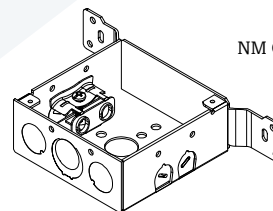
B8547

NM Clamp & B Bracket



B8548

Eccentric KO with MC Clamp & S Bracket



B8549

Eccentric KO with MC Clamp & FL Bracket

Catalog Number	UPC	Description	Knockouts		Cubic Inches	Ship Case	Weight/Case
			Sides	Bottom			
B8544	86764	4S Box 1-1/2" deep 1/2" & 3/4" Eccentric KO with FL bracket	(6) - 1/2" & (3) - 1/2" & 3/4" ECC	(3) - 1/2" & (2) - 1/2" & 3/4" ECC	22	50	39
B8545	86765	4S Box 1-1/2" deep 1/2" & 3/4" Eccentric KO with raised ground emboss	(8) - 1/2" & (4) - 1/2" & 3/4" ECC	(3) - 1/2" & (2) - 1/2" & 3/4" ECC	22	50	35
B8547	87142	4S Box 1-1/2" deep 1/2" KO with NM Clamp & B bracket	(4) - 1/2" & 4 pryouts	(1) - 1/2"	22	50	42
B8548	87267	4S Box 1-1/2" deep 1/2" & 3/4" Eccentric KO with MC Clamp & S Bracket	(3) - 1/2" (1) - 1/2"-3/4" ECC & 4 pryouts	(1) - 1/2"	22	50	24
B8549	87264	4S Box 1-1/2" deep eccentric KO with MC Clamp & FL Bracket	(3) - 1/2" (1) - 1/2"-3/4" ECC & 4 pryouts	(1) - 1/2"	22	50	42