

DIN-Rail Mount Receptacles



The DIN-Rail Series receptacle modules are designed to offer a quick, easy solution for providing utility power to a control cabinet. DIN-Rail Mount Receptacles are designed for mounting on DIN-Rails in equipment cabinets where convenient plug-in surge protection, ground fault protection, or an Industrial Grade duplex receptacle is desired for cord-connected test equipment and computers. The DIN-Rail Mount Receptacles are compatible with DIN 35 standard and low profile rails as well as DIN 32 standard rails, providing a wide range of mounting options.

Features:

- Mounting clip provides easy installation in equipment cabinets
- Designed for use on 120V single-phase AC power sources
- Incoming Line, Neutral and Ground hardwire into terminal block on top of enclosure
- GFCI has a second terminal block for applications requiring feed through protection
- Terminal block accepts #22-#12 AWG conductors



DIN-Rail Mount Single or Duplex Surge Protective Receptacles

Features:

- Provide MOV-based normal mode and common mode L-N , L-G, N-G surge protection
- Hospital Grade Receptacle ensures a secure plug-to-receptacle connection (3880-DIN only)
- LED indicator light goes out when surge protection is lost
- Audible alarm with disable/quiet switch also indicates loss of surge protection (3880-DIN only)
- Outlet continues to provide power to connected load in the event of a loss of protection

Catalog Number
3880-DIN



Catalog Number
3801-DIN



DIN-Rail Mount SmartlockPro® GFCI Duplex Receptacles

Features:

- Available in 15A and 20A, 125V ratings
- If for any reason the GFCI Receptacle is miswired or the circuitry is not working correctly, the receptacle will not RESET
- Ground fault response time meets or exceeds UL & CSA requirements
- Improved immunity to high-frequency noise reduces nuisance tripping
- 10kA SCCR
- Fed Spec W-C 596 rated receptacle
- 20A feed-thru rating with GFCI protection

Catalog Number
N7899-DIN

Decora Plus™ Industrial Grade DIN-Rail Mount Duplex Receptacle

Features:

- Available in 15A, 125V rating
- Smooth face reduces dirt build-up and simplifies cleaning
- Cover constructed of impact resistant thermoplastic

Catalog Number
16252-DIN

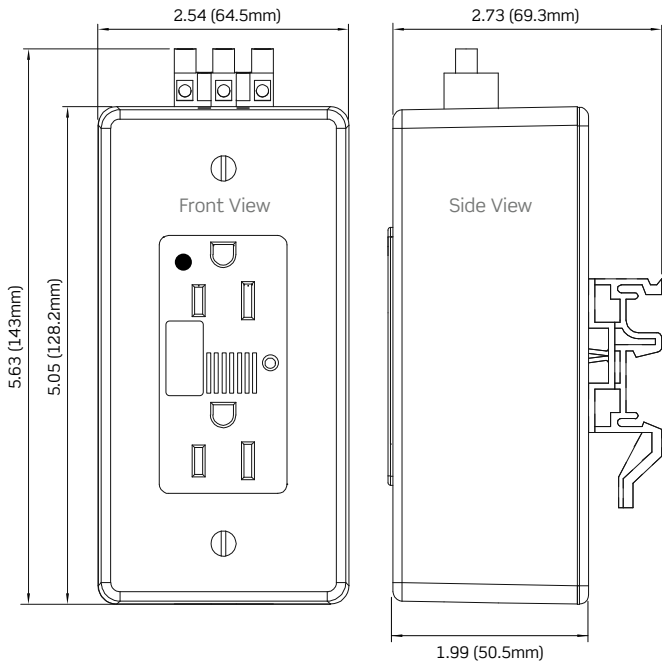


Technical Specifications

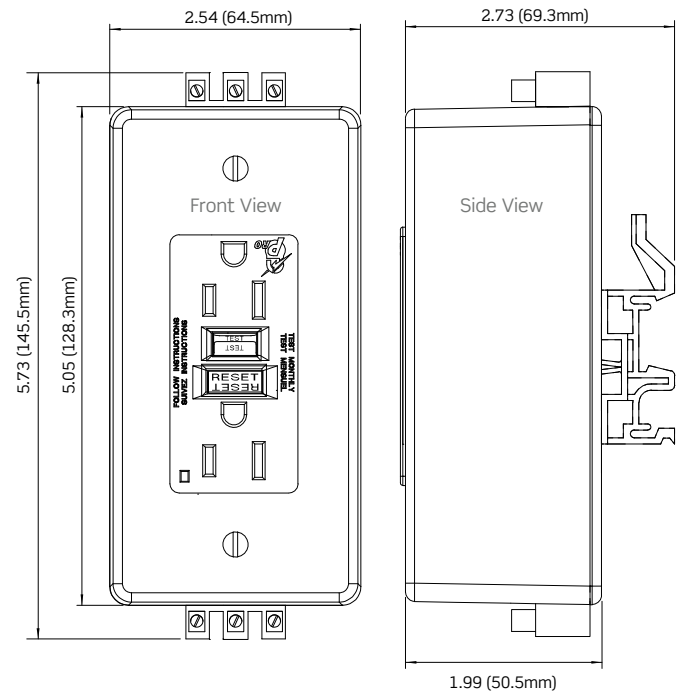
Catalog Number	3880-DIN	3801-DIN	N7599-DIN	N7899-DIN	16252-DIN
Electrical Specifications					
Amperage	15 Amp	10 Amp	15 Amp	20 Amp	15 Amp
Voltage	120V AC	120V AC	125 Volt	125 Volt	125 Volt
AC Horsepower Ratings					
At Rated Voltage	0.5 Hp	—	1 Hp	1 Hp	0.5 Hp
Performance Data					
Short Circuit Current Rating (SCCR)	—	—	10kA	10kA	2kA
Nominal Discharge Current (I_n)	3kA	NA	NA	NA	NA
Maximum Continuous Operating Voltage (MCOV)	150V	150V	NA	NA	NA
Maximum Surge Current, Per Mode (Per Phase)	9kA (18kA)	9kA (18kA)	NA	NA	NA
Noise Filtering	-20dB to -40dB	-20dB to -40dB	NA	NA	NA
Voltage Protection Rating (VPR)	L-N:500V, L-G:600V, N-G:600V	L-N:500V, L-G:600V, N-G:600V	NA	NA	NA
Protection Modes	3	3	NA	NA	NA
Diagnostics	LED Indicator Light, Audible Alarm	LED Indicator Light	LED Indicator Light	LED Indicator Light	NA
Joules Rating	560	560	NA	NA	NA
Trip Level	NA	NA	Class A, 5mA +/- 1mA	Class A, 5mA +/- 1mA	NA
Mechanical Specifications					
Terminal Accommodation	#30-#12 AWG Solid or #24-#16 AWG Stranded	#30-#12 AWG Solid or #24-#16 AWG Stranded	#14-#10 AWG	#12-#10 AWG Solid or Stranded	#14-#12 AWG Solid or Stranded
Product ID	Ratings are permanently marked on the device				
Environmental Specifications					
Flammability	Rated V-2 per UL 94	Rated V-2 per UL 94	Rated V-0 per UL 94	Rated V-0 per UL 94	Rated V-2 per UL 94
Operating Temperature	-10°C to 60°C	-10°C to 60°C	-35°C to 65°C	-35°C to 65°C	-40°C to 60°C
Storage Temperature	-20°C to 85°C	-20°C to 85°C	-20°C to 85°C	-20°C to 85°C	-20°C to 85°C
Material Specifications					
Device Face	Polycarbonate	Polycarbonate	Polyester	Polyester	Thermoplastic Nylon
Enclosure Base	Polycarbonate	Polycarbonate	Polycarbonate	Polycarbonate	Polycarbonate
Enclosure Cover	Polycarbonate	Polycarbonate	Polycarbonate	Polycarbonate	Polycarbonate
Line Contacts	Nickel-Plated Brass	Nickel-Plated Brass	Nickel-Plated Brass	Nickel-Plated Brass	Brass Triple-Wipe
Standards & Certifications					
UL Certifications	UL 498, UL 1449 3rd Edition Recognized Component	UL 498, cURus 1449 3rd Edition Recognized Component	UL 943 Recognized Component-File E48380	UL 943 Recognized Component-File E48380	UL 498- File E13399
NEMA	WD-6	WD-6	WD-1 & WD-6	WD-1 & WD-6	WD-6
ANSI	C-73	C-73	C-73	C-73	C-73
NOM	057	057	NA	NA	057
Fed Spec	NA	NA	W-C-596	W-C-596	NA
Warranty					
Product Warranty	10-Year Limited	10-Year Limited	2-Year Limited	2-Year Limited	10-Year Limited

Dimensions & Ordering Information

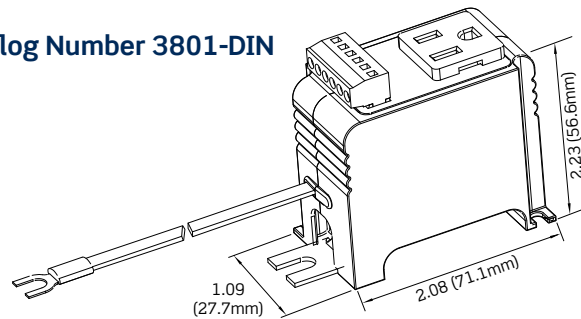
Catalog Numbers 3880-DIN & 16252-DIN



Catalog Numbers N7599-DIN & N7899-DIN



Catalog Number 3801-DIN



Ordering Information

DIN-Rail Mount Single or Duplex Receptacles	
3880-DIN	15 Amp, 120V AC Hospital Grade Surge Protective Duplex Receptacle
3801-DIN	10 Amp, 120V AC Surge Protective Duplex Receptacle
DIN-Rail Mount SmartlockPro® GFCI Duplex Receptacles	
N7599-DIN	15 Amp, 125 Volt GFCI Duplex Receptacle
N7899-DIN	20 Amp, 125 Volt GFCI Duplex Receptacle
Decora Plus™ Industrial Grade DIN-Rail Mount Duplex Receptacle	
16252-DIN	5-15R DIN Rail Mount Decora Plus™, 15 Amp, 125 Volt NEMA, Duplex Receptacle, Gray

Leviton Manufacturing Co., Inc.

201 North Service Road, Melville, NY 11747

Telephone: 1-800-323-8920 • Fax: 1-800-832-9538 • Tech Line (8:30AM-7:00PM E.S.T. Monday-Friday): 1-800-824-3005

Leviton Manufacturing of Canada, Ltd.

165 Hymus Blvd, Pointe-Claire, QC H9R 1E9

Telephone: 1-800-469-7890 • Fax: 1-800-563-1853

Leviton S. de R.L. de C.V.

Lago Tana 43, Col. Huichapan, Miguel Hidalgo, CP 11290 México DF

Telephone: (+52) 55-5082-1040 • Fax: (+52) 55-5386-1797 • www.leviton.com.mx

Visit our Website at: www.leviton.com/industrial email: industrial@leviton.com

